


Project description

Reorganization

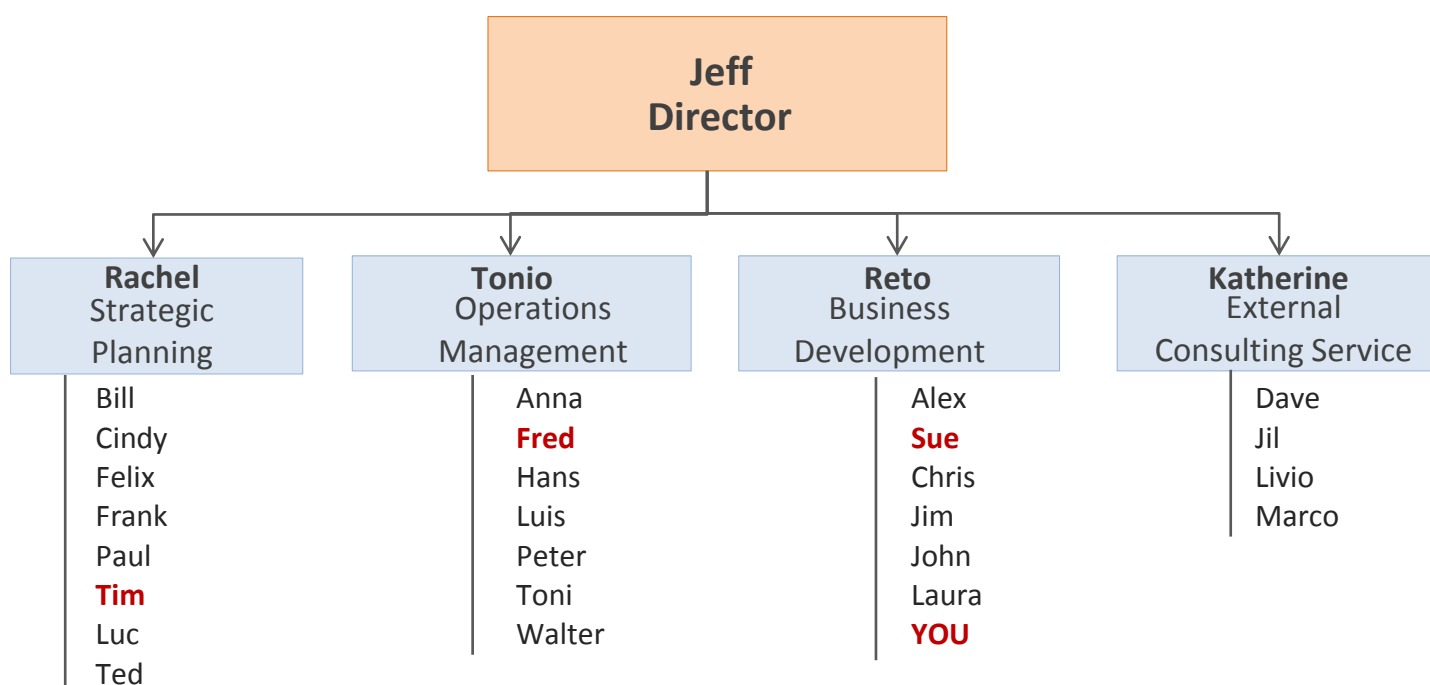


SimulTrain

Project description

Project name	Company Reorganization
Estimated duration	11 weeks
Milestone	<ul style="list-style-type: none">– Management Approval– MbO Revision– Solution Implementation– Report to Management
Team	<ul style="list-style-type: none">– Sue, Fred and Tim– Other people as necessary
Description	In line with the new company strategy as defined at the beginning of the year, top management decided to redesign the company's organization in order to address new market challenges. New measures will enhance the capacity to answer faster and better customer's expectations and will enhance the efficiency of the global network of partners. A tentative schedule has been defined, with a list of activities. The budget for the reorganization project and the deadlines have been set. The core team has also been assigned.

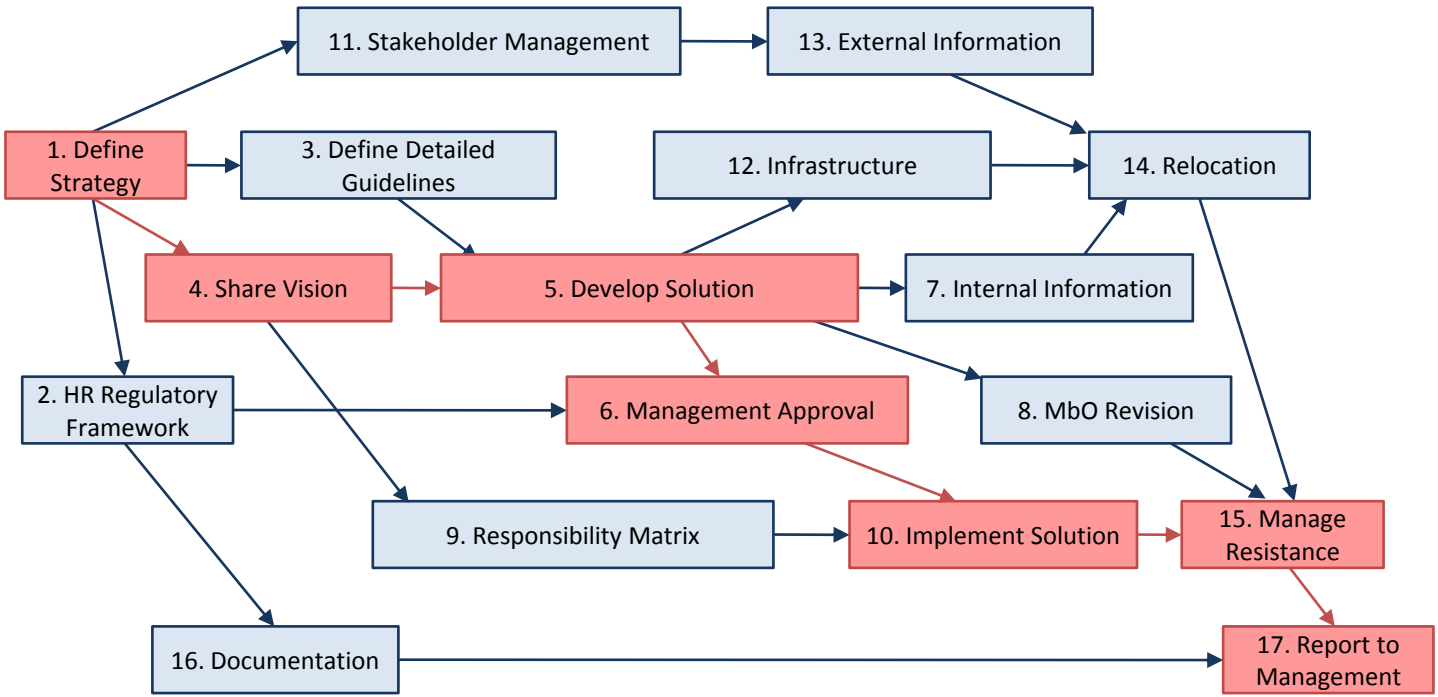
Organization Chart



	Project activities	Number of people	Estimated duration (days)	Depends on previous activities	Required skills				
					Project Management	Human Resources	Operations	Communication + PR	Contract Management
1	Define Strategy	2	5	—	3	2	2	3	
2	HR Regulatory Framework	1	7	1		5	1	3	1
3	Define Detailed Guidelines	2	10	1	4		2	3	2
4	Share Vision	2	12	1	3	3		5	
5	Develop Solution	2	8	3, 4	4		4	2	2
6	Management Approval	2	13	2, 5	4	1		4	
7	Internal Information	4	15	5	3	1	1	5	2
8	MbO Revision	3	14	5	3	1	2	3	
9	Responsibility Matrix	3	5	4	3	4	2	2	
10	Implement Solution	1	10	6, 9	2	1	4	3	1
11	Stakeholder Management	2	11	1	3	2		4	3
12	Infrastructure	3	6	5	2		3	3	4
13	External Information	4	11	11	3			5	3
14	Relocation	1	5	7, 12, 13			1	2	4
15	Manage Resistance	3	3	8, 10, 14		2	4	3	1
16	Documentation	1	22	2	4	2	3	2	1
17	Report to Management	4	2	15, 16	3		2	4	2

Resources	Hourly rate	Availability for the project	Available from week	Skills				
				Project Management	Human Resources	Operations	Communication + PR	Contract Management
Alex	86	100%	4	3	1	2	2	
Anna	160	100%	2	6	5	6	3	
Bill	102	100%	4	3	2	4		2
Cindy	87	80%	3	2	3	3		
Felix	89	100%	6	1		4		1
Fred	89	90%	1	2	4	2		
Hans	135	80%	2	6	3	5	2	
John	125	100%	3	4	6	5		
Livio	97	100%	2	1	1		4	6
Luc	70	70%	3	2		4		
Marco	89	100%	3	1			5	5
Paul	175	100%	4	5	5	6	3	1
Peter	128	80%	2	6	4	4	1	
Sue	151	80%	1	5	3	4	5	3
Ted	58	100%	3	3		3		
Tim	97	100%	1	2		4	3	

Activity Network



Gantt Diagram

