

NEW FEATURES OF SIMULTRAIN 11 SEPT. 2015

Manager's Cost

The management cost is now in the project budget and it

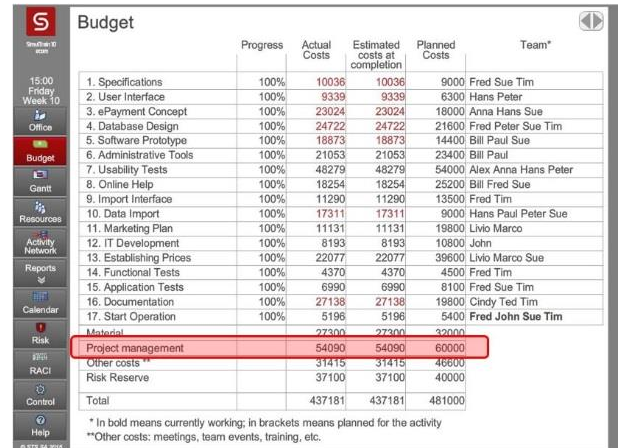
- is proportional to the project duration;
- is a financial incentive to complete the project on time.

New Scenarios / Languages

- Risk Management scenario: **ecom / Risk**
 - Risk Register Planning; no resource planning;
 - Only Risk decisions (23 instead 68);
 - Short execution 2 hours.
- "Leading the Team" scenario: **ecom / People**
 - Using RACI chart;
 - Only decisions about leading people (soft skills: 30 instead 68).
- External customer's scenario: **Retrofit**.
- 22nd Language – Turkish.
- New team: Indian.

RACI Chart

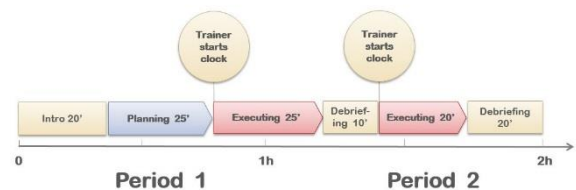
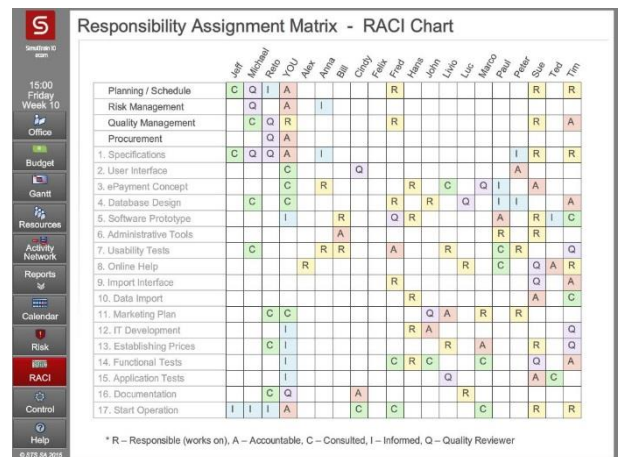
- describes the participation by various roles in completing tasks for a project.
- Optional: to set in Advanced setting.
- It demands additional 30 minutes during planning.
- RACI Chart can be changed during executing.
- One-page document "Doc 123 RACI Chart" per 1 delegate.
- It affects
 - Productivity (±12%);
 - Motivation (±6%);
- Quality.



	Progress	Actual Costs	Estimated costs at completion	Planned Costs	Team*
1. Specifications	100%	10036	10036	9000	Fred Sue Tim
2. User Interface	100%	9339	9339	8300	Hans Peter
3. ePayment Concept	100%	23024	23024	18000	Anna Hans Sue
4. Database Design	100%	24722	24722	21600	Fred Peter Sue Tim
5. Software Prototype	100%	18673	18673	14400	Bill Paul Sue
6. Administrative Tools	100%	21053	21053	23400	Bill Paul
7. Usability Tests	100%	48279	48279	54000	Alex Anna Hans Peter
8. Online Help	100%	18254	18254	25200	Bill Fred Sue
9. Import Interface	100%	11290	11290	13500	Fred Tim
10. Data Import	100%	17311	17311	9000	Hans Paul Peter Sue
11. Marketing Plan	100%	11131	11131	19800	Livio Marco
12. IT Development	100%	8193	8193	10800	John
13. Establishing Prices	100%	22077	22077	39600	Livio Marco Sue
14. Functional Tests	100%	4370	4370	4500	Fred Tim
15. Application Tests	100%	6990	6990	8100	Fred Sue Tim
16. Documentation	100%	27138	27138	19800	Cindy Ted Tim
17. Start Operation	100%	5196	5196	5400	Fred John Sue Tim
Material		27300	27300	32000	
Project management		54090	54090	60000	
Other costs**		31415	31415	46000	
Risk Reserve		37100	37100	40000	
Total		437181	437181	481000	

* In bold means currently working; in brackets means planned for the activity
**Other costs: meetings, team events, training, etc.

Timing: 2 Hours

Responsibility Assignment Matrix - RACI Chart

	John	Michelle	Steph (OU)	Alex	Anna	Bill	Daisy	Fred	Hans	John	Livio	Marco	Paul	Sue	Tim	
Planning / Schedule	C	Q	I	A					R						R	R
Risk Management	Q	A	R	I					R						R	A
Quality Management	C	Q	R						R						R	A
Procurement	C	Q	A	R					R						R	A
1. Specifications	C	Q	A	I										I	R	R
2. User Interface	C	Q	A			Q							A			
3. ePayment Concept	C	Q	A			R						Q	I			A
4. Database Design	C	Q	A			R	R	R		Q		I	I			C
5. Software Prototype	C	Q	A			R	R			Q		A	I			C
6. Administrative Tools	C	Q	A			R	R			R		R				
7. Usability Tests	C	Q	A			R	R			A		R		C	R	Q
8. Online Help	C	Q	A			R	R			A		R		C	Q	A
9. Import Interface	C	Q	A			R	R			A		R		C	Q	A
10. Data Import	C	Q	A			R	R			A		R		C	Q	A
11. Marketing Plan	C	Q	A			R	R			A		R		C	Q	A
12. IT Development	C	Q	A			R	R			A		R		C	Q	A
13. Establishing Prices	C	Q	A			R	R			A		R		C	Q	A
14. Functional Tests	C	Q	A			R	R			A		R		C	Q	A
15. Application Tests	C	Q	A			R	R			A		R		C	Q	A
16. Documentation	C	Q	A			R	R			A		R		C	Q	A
17. Start Operation	I	I	A			C	C					C		C	R	R

* R – Responsible (works on), A – Accountable, C – Consulted, I – Informed, Q – Quality Reviewer

People in the office

- Different people bring decisions to make, not only an assistant.

Risk Management Index

- It does not change during the planning.

